



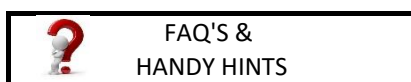
P R O F E S S I O N A L

AUTHORISED

WAHL

SERVICE

AGENTS



<http://wahlglobal.com/australia/hairstyling/faq-repair-agents.html>

NEW SOUTH WALES**WARRANTY AGENTS**

R & J CLIPPER SERVICES	PO BOX 97	INGLEBURN	2565	NSW	(02) 9605 6960
MICK'S CLIPPER & TAGGING	59 PEVERIL ST	TINONEE	2430	NSW	0419 449 077
D & S SCISSOR SERVICE	49 TELOPEA ROAD	HILL TOP	2575	NSW	(02) 4889 8127
D.O.D.ELECT.SERVICE	49 BOOLWARROO PARADE	SHELL HARBOUR	2529	NSW	(02) 4229 6317

GENERAL REPAIRS

CLIPPER TECH AUSTRALIA	NO 3 COOPER ST	WOODBURN	2472	NSW	(02) 6682 2955
MATRIX SHARPENING SERVICES	10 BROUGHTON PLACE	BARDEN RIDGE	2234	NSW	0417 671 941
HOLIDAY COAST SAWS & SHARPEN	53/8 COMBOYNE STREET	KENDALL	2439	NSW	0409 044 430
WE SHARPEN	27 PALMAE PLACE	ALBION PARK RAIL	2527	NSW	0409 390 398
HOT AIR ELECT APPLIANCE REPAIR	8 ORD CRESENT	SYLVANIA WATERS	2224	NSW	0416 207 723
CLIPSHARP SHARPENING	23 MERSING ROAD	GLANMIRE	2795	NSW	0419 277 115
PRECISION SHARPENING	431 FREEMANS DRIVE	COORANBONG	2265	NSW	(02) 49771437
ALWAYS SHARP	19 WATTLE WAY	WEST ALBURY	2640	NSW	0408 293 123
EXPRESS BLADES	5 ALLIANCE AVENUE	REVESBY	2212	NSW	(02) 9772 0201

AUSTRALIAN CAPITAL TERRITORY**WARRANTY AGENTS**

SHARPENING AUSTRALIA	6/10 LORN ROAD	QUEANBEYAN	2620	NSW	0412 325 868
----------------------	----------------	------------	------	-----	--------------

GENERAL REPAIRS

BETTER BLADES	21 GLADSTONE STREET	HALL	2618	ACT	0415 483 089
CLIPPER BLADE SHARPENING	2/5 GILMORE PL	QUEANBEYAN	2620	NSW	(02) 6259 0613

QUEENSLAND**WARRANTY AGENTS**

COASTAL MOBILE SHARPENING	2 FOREST COURT	ELANORA	4221	QLD	0412 092 926
WADDELL SERVICES	c/- PO BOX 456	ACACIA RIDGE	4110	QLD	(07) 3272 4289
	AFTER HOURS DROP OFF	SPRINGWOOD	4127	QLD	0417 088 610
M & L SCISSOR SERVICING	12 TAYLOR STREET	BUNDABERG	4670	QLD	0427 669 066
MARK HIGGINS	293 RICHARDSON ROAD	NORTH ROCKHAMPTON	4701	QLD	0408 496 363
SALON SERVICES QUEENSLAND	5 JONQUIL CRESCENT	ANNANDALE	4814	QLD	(07) 4725 3817
B & R CLIPPER BLADE SHARPENING	6 AILSA STREET	BORONIA HEIGHTS	4124	QLD	0414 808 199

GENERAL REPAIRS

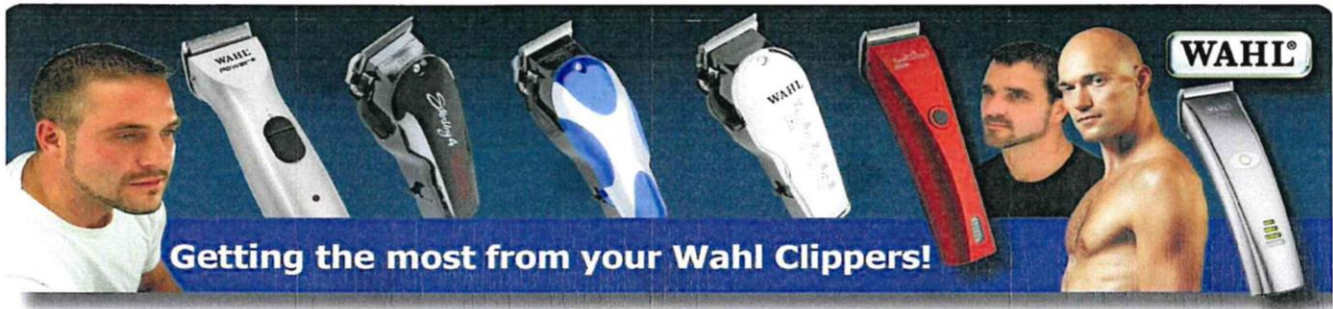
OZ CLIPPER & BLADE SUPPLIES	244 BAYSWATER ROAD	CURRAJONG	4812	QLD	(07) 4728 7875
CUTTING EDGE MOBILE SHARP	23 TWENTY FIRST AVE	BRIGHTON	4017	QLD	0402 187 392
SUPERSHARP SHARPENING SERVICES	20 COOCHIN PLACE	TINGALPA	4173	QLD	0400 630 205
LOCKYER VALLEY SHARPENING	17 SILKWOOD COURT	GLENORE GROVE	4342	QLD	0458 920 088
MR SPARKY	6/130 OXLEY STATION ROAD	OXLEY	4075	QLD	(07) 3379 5332
EXPERT SCISSOR SHARP	3/1179 GOLD COAST HIGHWAY	PALM BEACH	4221	QLD	0405 108 933
ON EDGE MOBILE SHARPENING	36 MARY STREET	BUNDAMBA	4304	QLD	0404 204 920
WIDE BAY SAW SERVICES	U6, 87-89 ISLAND ROAD	PIALBA	4655	QLD	(07) 4124 3949
MASTER SHARPENING	5 BEACH ROAD	DECEPTION BAY	4508	QLD	0414 305 503
BLADERUNNER CLIPPER& SCISSOR	114/230 PULGUL STREET	URANGAN	4655	QLD	0417 388 575
MERCER AND LUCK PTY LTD	49 STEPHEN STREET	TOOWOOMBA	4350	QLD	4632 8155
CAIRNS POWER TOOL REPAIRS	SHOP 5/193 HARTLEY STREET	PORTSMITH	4870	QLD	(07) 4214 0567

SOUTH AUSTRALIA					
WARRANTY AGENTS					
MALCOLM ROGERS	7 ST JOSEPHS PLACE	COWANDILLA	5033	SA	0414 588 257
DONEX ELECTRICAL	21 FAIRWAETHER DRIVE	STRATHALBYN	5255	SA	0429 319 996
	PICK UP AND DROP OFFS	MAYLANDS	5069	SA	
WARRANTY AGENTS (ANIMAL ONLY)					
CLIPPER JACK	UNIT 2/25 PENONG AVENUE	CAMDEN PARK	5038	SA	(08) 8294 9751
GENERAL REPAIRS					
ADELAIDE SCISSOR SYSTEMS	PO BOX 246	SURREY DOWNS	5126	SA	0412 671 313
BUTLER TRADING PTY LTD	UNIT 3/4 IRIS STREET	MELROSE PARK	5039	SA	(08) 8271 0311

TASMANIA					
GENERAL REPAIRS					
THE APPLIANCE CLINIC PTY LTD	14 NORTH TERRACE	BURNIE	7320	TAS	(03) 6431 6857

VICTORIA					
WARRANTY AGENTS					
EASTERN ELECTRICAL REPAIRS	9/131-147 WALKER STREET	DANDENONG	3175	VIC	(03) 9792 9636
THE CLIPPER SHOP	12 PROGRESS DRIVE	CARRUM DOWNS	3201	VIC	(03) 9131 4450
GENERAL REPAIRS					
KNIGHTS SHARPENING SERVICE	1754 FERNTREE GULLY RD	FERNTREE GULLY	3156	VIC	0434 722 446
A & J CLIPPER REPAIRS & SHARP	4 MARKET STREET	CRIB POINT	3919	VIC	(03) 5983 8399
SARSFIELD SHARPENING	1602 GREAT ALPINE ROAD	SARSFIELD	3875	VIC	0407 012 339
CLIPPERMAN PTY LTD	7 CORDOVER COURT	ALFREDTON	3350	VIC	0422 224 448
JOHN THOMAS ELECTRICAL	4 DAWSON STREET NORTH	BALLARAT	3350	VIC	(03) 5331 3099
FEATHER EDGE SHARPENING	7 BIRKDALE AVE	HEATHERTON	3202	VIC	0414 785 526
ALL APPLIANCES	162 BURGUNDY STREET	HEIDELBERG	3084	VIC	(03) 9459 9848

WESTERN AUSTRALIA					
WARRANTY AGENTS					
DIRECT APPLIANCE REPAIRS	U17 / 6 QUARIMOR ROAD	BIBRA LAKE	6163	WA	(08) 9418 8855
GENERAL REPAIRS					
PROFESSIONAL SHARPENING	185 SEVENTH AVENUE	INGLEWOOD	6052	WA	0418 916 947
WA DOG GROOMING & CLIPPING	4/23 GILLIAM DRIVE	KELMSCOTT	6111	WA	(08) 9390 1009
ALLSHARP MOBILE SHARPENING	25 MARLOW STREET	WEMBLEY	6014	WA	0427 261 715
PRECISION SHARPENING SERVICE	26B DEVERELL WAY	BENTLEY	6102	WA	0488 552 297
ANNA'S DOGGIE STYLES	18 FORTH STREET	ABBEY	6280	WA	0417 978 505



Getting the most from your Wahl Clippers!

Oiling Your Wahl Clipper

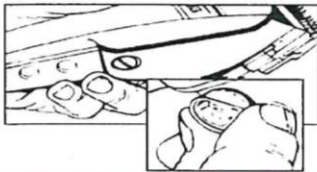
Wahl Clippers should be oiled on a regular basis as part of the ongoing maintenance of your clipper. Oiling is a quick and easy way to ensure better cutting performance and longer blade life. As the top blade of the clipper moves at very high speed it is essential oil is present to stop both heat and wear. Simply turn on the clipper and apply two or three drops of oil across the top of the moving blade. This procedure should be done prior to every haircut to give you the best possible performance.

Use only WAHL CLIPPER OIL as it is specifically designed for this role and will not leave any sticky residue on the blades.

Tuning Your Wahl Clipper

Wahl Clippers are tuned at the factory to run on Australian or New Zealand voltage (230~240v/50Hz) however due to the nature of our electrical supply system means the actual voltage in your location can be +/- 10%. Clipper performance will vary with the actual voltage in your location, so it is essential TO TUNE your clipper to get the best performance. The procedure for this is as follows:

1. Oil your clipper as instructed above.
2. With the clipper still running, turn the power screw (the large plastic screw on the side on the Clipper - see diagram below) clockwise until you hear a loud 'clattering' noise.
3. Now turn the screw anti-clockwise about 1/2 a turn, until the clattering stops.
4. Turn the clipper on and off a few times to make sure it does not clatter. If it continues to clatter turn the screw a little further anti-clockwise.



A 5 cent piece is ideal for adjusting the power screw.

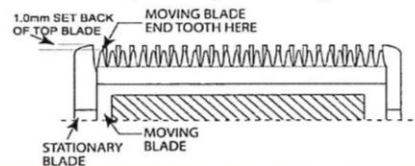
Removing Your Wahl Clipper Blades

Your Clipper blades should be removed periodically (at least once a month) to allow the cut hair to be cleaned out from under the blades. Simply use a Philips head screwdriver to undo the blade screws and then remove the blades. Remove the sponge and clean it plus any hair that is caught in the clipper. Reverse the process to re-attach the blades.

Aligning Your Wahl Clipper Blades

Wahl Clippers have adjustable blade alignment which needs to be reset after removing the blades or tuning your clipper, as this will affect the blade alignment. With the blade screws only semi tightened, you can move the bottom blade around to position it correctly as below:

1. Move the taper level upwards towards the lid of the clipper so the blades are in the closed position i.e. closest cutting length.
2. The top & bottom blades should be parallel with the top blade approx 0.8mm behind the bottom blade. (Do not have the top blade level with the bottom blade as this can cause skin pinching or cutting). See Diagram Below.
3. The extreme left hand tooth on the top blade should be positioned so it is over the gap between the two left hand teeth of the lower blade. i.e. the extreme left gap on the lower blade. See Diagram Below.
4. Slowly tighten each screw ensuring you do not alter the alignment in the process. The best way is to tighten each screw a little at a time swapping from one to the other.
5. Check your alignment setting with the blades tightened and the lever in the closed position to ensure you do not cause pinching or cutting of the skin.



WAHL®

The Brand used by Professional Hairdressers